

IS v2.0  
April 2018



Ainsley Simpson | Acting CEO

# Overview

ABOUT ISCA

TRENDS AND TRACTION

IS RATING SCHEME

2018 IMPACT OUTCOMES

NEW DEVELOPMENTS



# ISCA's Mandate

*Improving the productivity and liveability of industry and communities*



## Assurance

- Ratings
- Support/ Advisory
- IS Supply



## Capability

- Training / Workshops
- Professional Accreditation



## Community

- Membership
- Awards
- Events

# Asset Classes

## Transport



Road



Rail



Port



Airport

## Utilities



Water



Energy



Communication



Waste

## Public Realm/ Open Space



Sports



Parks



Defence




Detention

# IS in ANZ

## ADOPTION

*IS is deployed across ANZ to measure and report **sustainability performance** and drive **better infrastructure outcomes** benefiting communities and industry*



# CERTIFIED/ COMPLETED

DELIVERING IMPACT  
ACROSS ALL ASSET CLASSES  
AND MAJOR STATES &  
TERRITORIES



64

Certified ratings or completed  
planning phase registrations



23  
Road



22  
Rail



5  
Port



2  
Airport



7  
Water



1  
Energy



4  
Social



19  
Planning



25  
Design



15  
As Built



5  
Operation



11  
WA



4  
SA



6  
Qld



21  
NSW



3  
ACT



13  
Vic



6  
NZ

# ACTIVE

INFLUENCING OUTCOMES  
ACROSS ALL ASSET CLASSES  
AND MAJOR STATES &  
TERRITORIES



79

Active registrations



33  
Road



35  
Rail



2  
Port



2  
Airport



5  
Water



1  
Energy



1  
Social



11  
Planning



48  
Design



19  
As Built



1  
Operation



9  
WA



4  
SA



10  
Qld



26  
NSW



3  
ACT



25  
Vic



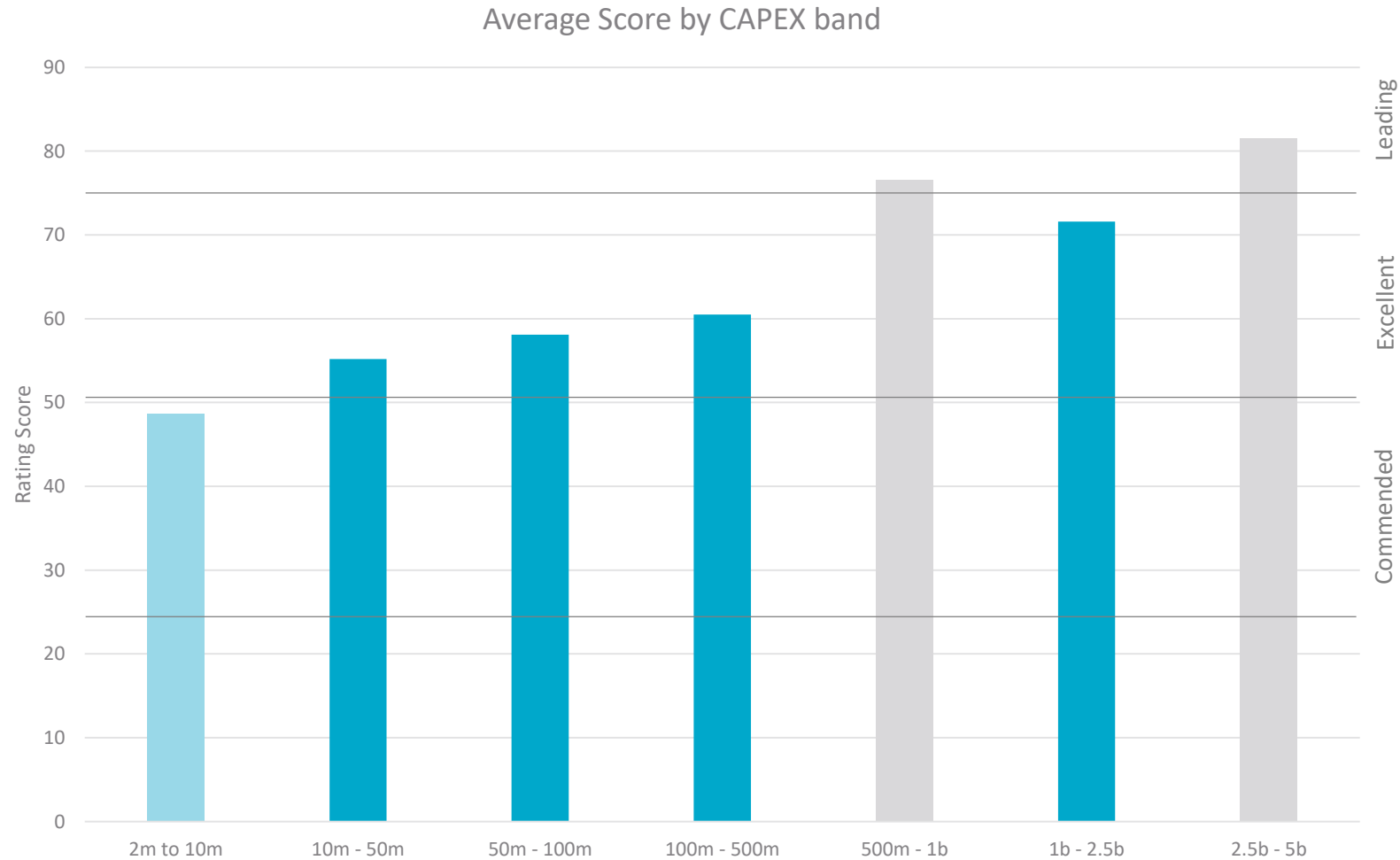
2  
NZ

# Mandating Practices

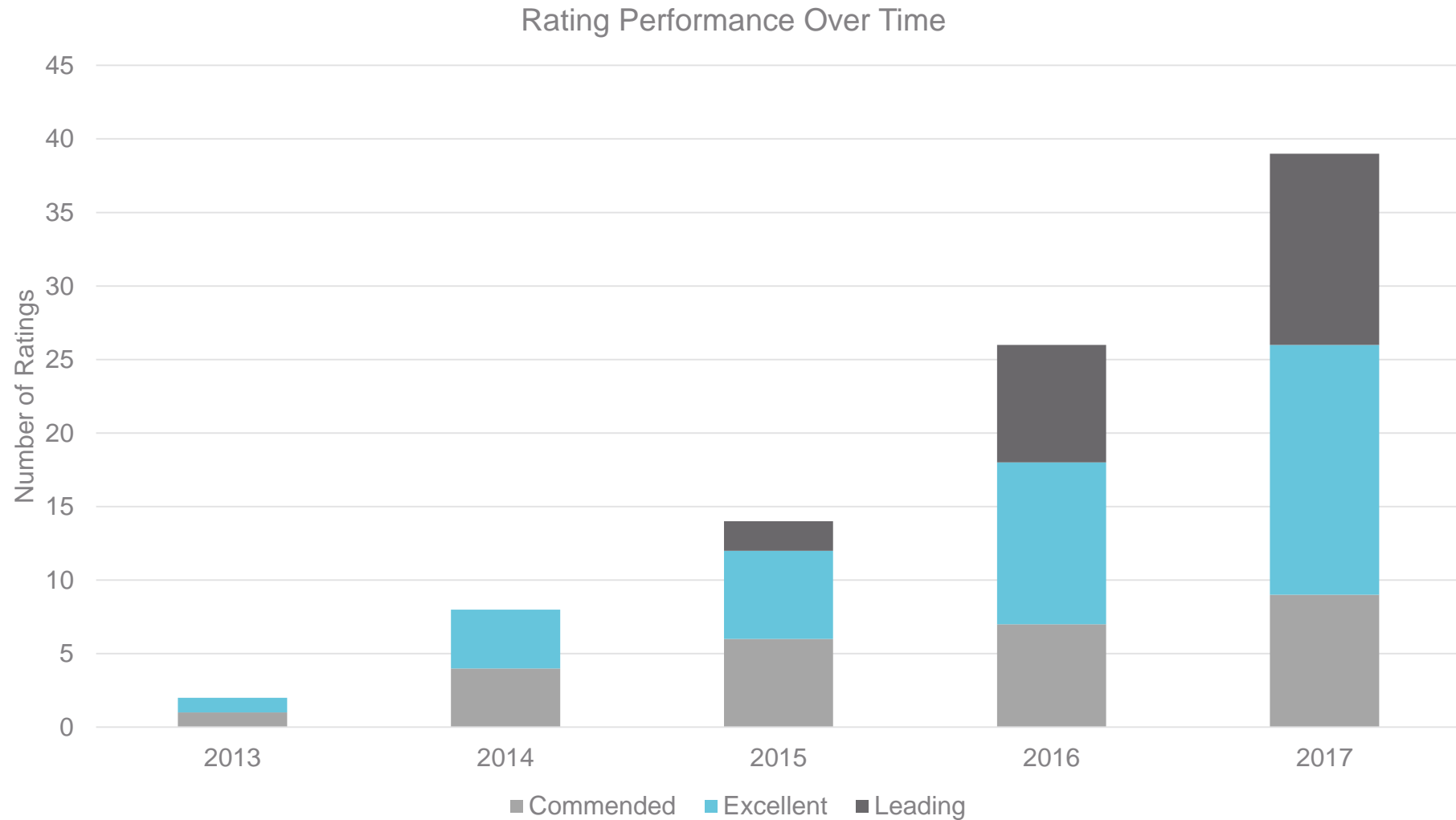
State	Agency	Mandate
NSW	Department of Planning	Critical state significant infrastructure
	Transport for NSW	ALL projects >\$50m, High risk projects <\$50m
	Sydney Metro	ALL project in program
	Queanbeyan Palerang regional Council	ALL projects >\$2m
QLD	Transport and Main Roads	ALL projects >\$100m
WA	Main Roads WA	ALL projects >\$100m
VIC	Vic Roads	ALL projects >\$100m
	Level Crossings Removal Authority	ALL projects in program
	Melbourne Metro	ALL projects in program
	City of Casey	Capital works projects
NZ	City Rail Link Ltd	ALL projects in program



# Advancing Outcomes: Great and Small



# Advancing Impact & Outcomes



Advancing sustainability in infrastructure

## **BEST PRACTICE & IMPACT OUTCOMES**

# Sustainability Leadership in 2017/18



## GOVERNANCE

Knowledge Sharing beyond project boundary	Industry-wide Supply Chain Sustainability Day held by construction contractor to educate potential suppliers on sustainability requirements and expectations and pointer towards the Australian Supply Chain Sustainability School
Procurement and purchasing	Procurement system included many social aspects reflecting the commitment of project to positively impact the local employment market, including upskilling, capacity building and indigenous recruitment
Decision Making	Excellent use of materiality to determine significant issues - credits/categories with a materiality score (using the weightings assessment process), in particular, an MCA decision making framework was developed as a means to effectively appraise how various business and sustainability considerations influenced significant decisions



Supply Chain Sustainability Day

# Sustainability Leadership in 2017/18



## ENVIRONMENT

### ENERGY

31%

Reduction in emissions reduction  
1,957,142.1 tons of  $\text{CO}_2\text{-e}$  = avoidance of  
780K tonnes of coal combustion

### WATER

24%

Reduction in water use  
1,330,086 kL = 503 Olympic swimming pools

### MATERIALS

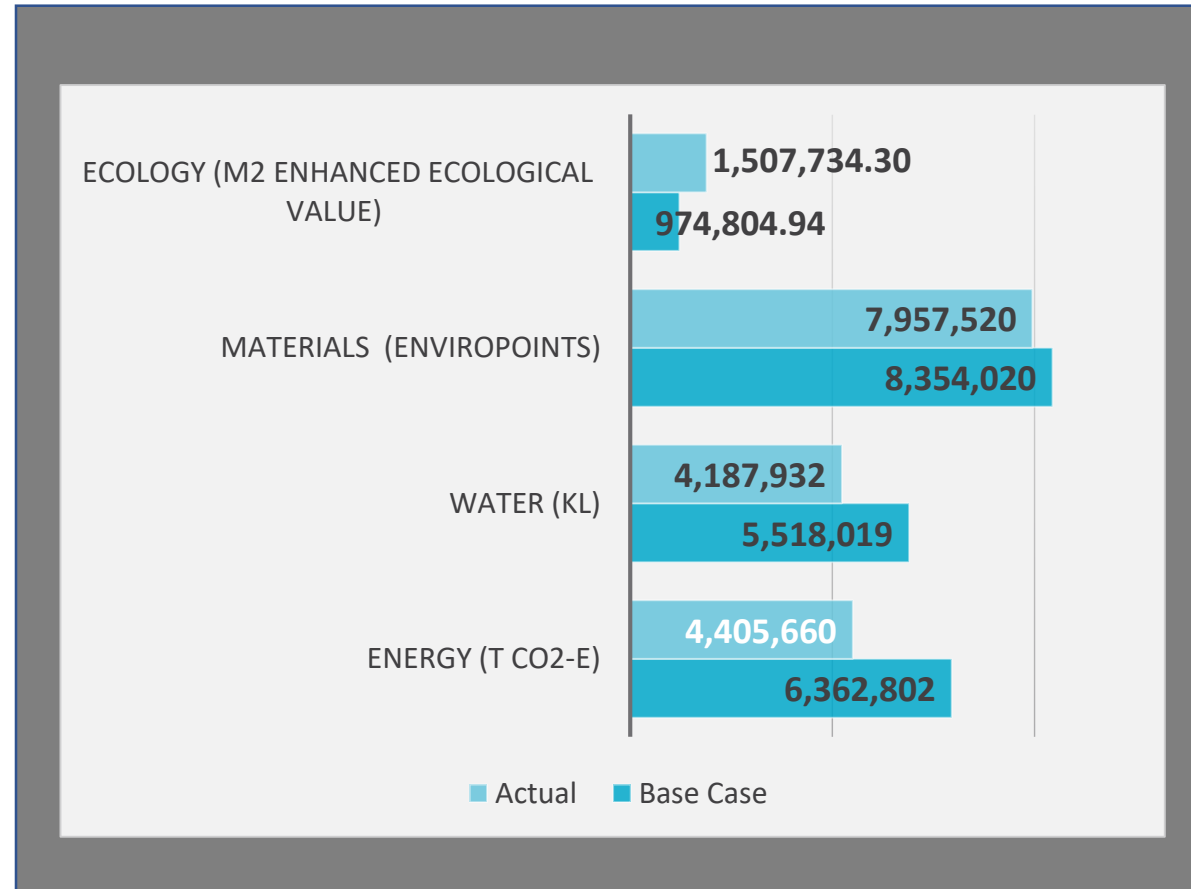
5%

Reduction in Enviropoints  
396,500 Enviropoints ~ 305K tonnes of  
waste diverted from landfill

### ECOLOGY

54%

Enhanced ecological value  
53 Ha net area gained including offsets



# Sustainability Leadership in 2017/18



## SOCIAL

### Community Support

Project is supporting the **disadvantaged, disabled and low-income** to enable them to remain in the city

### Community Education

Projects have partnered with **local high schools** to provide fee assistance and scholarships

### Active Transport

Project implemented a **4 metre-wide Principle Shared Path** to provide better connectivity

### Project economic impacts

**Community Investment Fund (CIF)** established to positively contribute to the communities in which Companies operate

### Highlight: NorthLink WA Southern Section

Pedestrian tunnel for local Primary School installed to minimise walking distance, and improved visibility by using a 3-pin arch structure instead of a conventional design.



# Sustainability Leadership in 2017/18



## INNOVATION

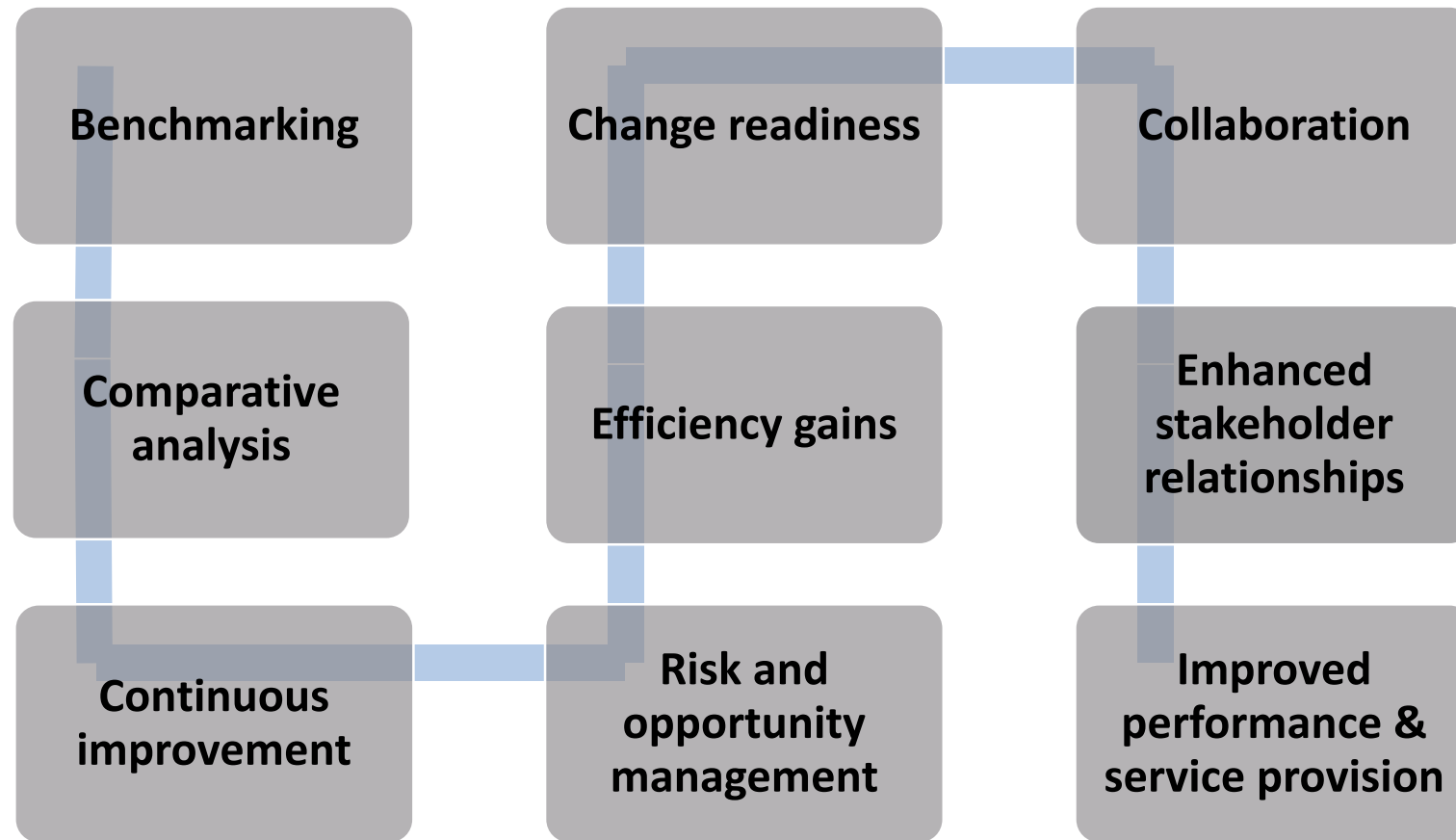
World First	Australian First	State First
1x Technology	5x Material 1x Design 1x Technology	3x Technology 5x Design 3x Material

**Highlight:** NorthLink WA Southern Section achieved full 10 points with 11 innovations

**World First:** Automated Lashing Platform to bridge the automation gap between the ship to shore cranes and horizontal transport machines. Minimises exposure of stevedores to hazardous conditions and improves efficiency of wharfside movements.



# Benefits



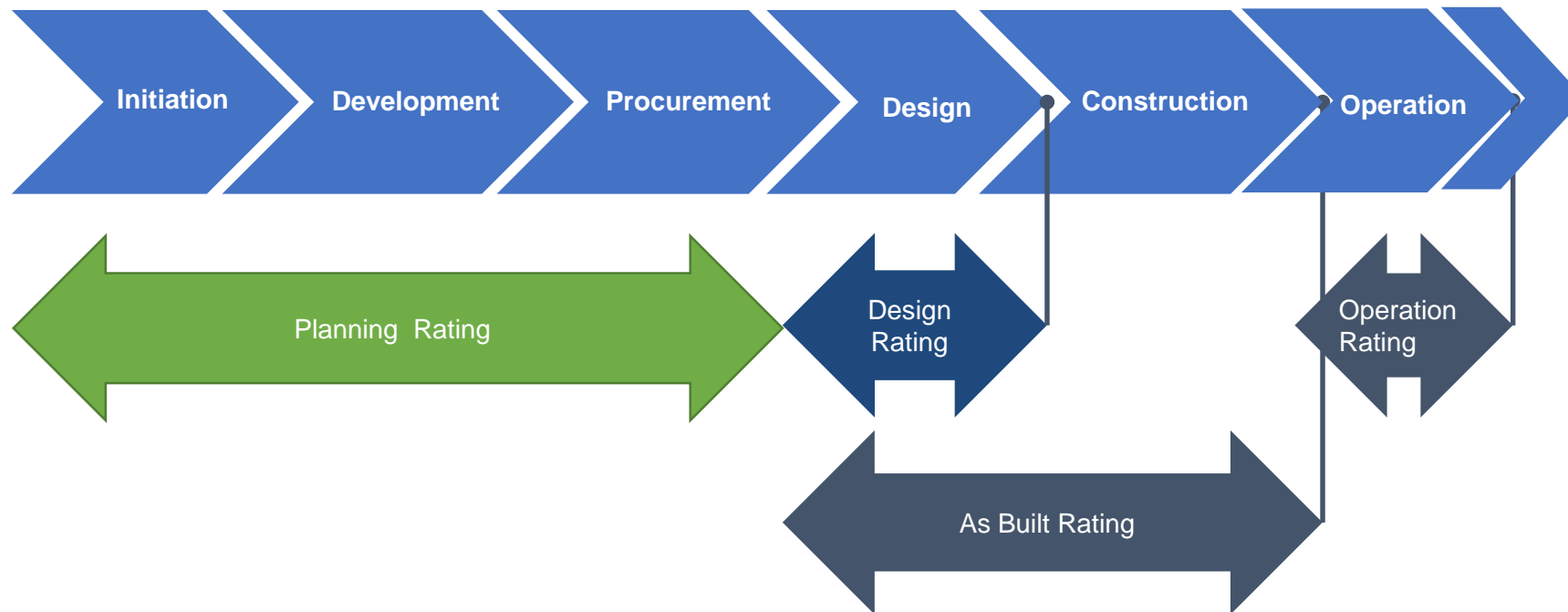
***“Measuring sustainability is good business practice”***



New Development

## IS RATING SCHEME

# V 2.0 Whole of Life



# IS Version 2.0

## Governance

- Culture & Context
- Leadership & Management
- Sustainable Procurement
- Resilience
- Innovation

## ● Economic

- Options Assessment & Business Case
- Benefits Realisation

## Environment

- Energy & Carbon
- Green Infrastructure
- Environmental Values
- Resources
- Water
- Ecology

## Social

- Stakeholder engagement
- Legacy
- Heritage
- Workforce



# EFFICIENCY IN APPROACH

OPERATIONS:

CAPITAL MAINTENANCE PROGRAMS

MEMBERSHIP BUNDLING

SUSTAINABILITY LEADERSHIP PACKAGE

## Capital Works Program Annual Budget: 2017/2018

		Budget Estimates		
Project Code	Project Description	Expenditure	Income	Net
STREETSCAPES & PRECINCTS				
	Draft Budget	233,970	0	233,970
	Long Term Financial Model 2017	794,400		794,400
	Difference			
PATHS				
	Draft Budget	1,113,591	0	1,113,591
	Long Term Financial Model 2017	1,384,710		1,384,710
	Difference			
PLAYGROUNDS				
	Draft Budget	540,480	0	540,480
	Long Term Financial Model 2017	715,080		715,080
	Difference			
ROADS				
	Draft Budget	9,056,901	1,711,267	7,345,634
	Long Term Financial Model 2017	9,076,944	-2,020,634	7,056,310
	Difference			
DRAINAGE				
	Draft Budget	2,800,000	0	2,800,000
	Long Term Financial Model 2017	2,500,000	0	2,500,000
	Difference			
SUMMARY				
	Draft Budget	30,481,601	-2,236,267	#####
	Long Term Financial Model 2017	30,814,014	-2,020,634	#####

# DELIVERING GOVERNMENT STRATEGY

## MEETING GOVERNMENT POLICY OBJECTIVES

- QUEENSLAND CLIMATE ADAPTATION STRATEGY
- QUEENSLAND CLIMATE TRANSITION STRATEGY
- QUEENSLAND STRATEGY FOR DISASTER RESILIENCE



- 52% of IS credits have relevance to the 3 strategies
- 86 possible next steps
- Core action outcomes:
  1. IS as a Reference
  2. Potential Valuable Data Source
  3. IS Projects progresses/delivers on Strategy Action
  4. Strategy Actions valuable to Projects

# Upcoming Events



22 May	Sustainable Materials In Roads Forum	(Brisbane)
7 June	New Zealand Infrastructure Sustainability Summit	(Auckland)
May & June	IS Training for Professionals	(Brisbane & Sydney)
July	<b>V2.0 Launch</b>	<b>(Across ANZ)</b>
18 July	<b>Western Australia Conference</b>	<b>(Perth)</b>
October	<b>Annual Conference and Gala Awards</b>	<b>(Sydney)</b>